

HOT MAGIC

JOE LIBBY



EASY MAGIC TRICKS AND ICEBREAKERS WITH CANDLES AND MATCHES

Copyright ©2021 Joseph P. Libby dba Sagebrush Enterprises.
All rights reserved.

Disclaimer

The ebook may contain links to external websites that are not provided or maintained by or in any way connected to the Author. The Author may have an affiliate relationship with these websites and may get a commission from sales made on those sites.

Please note that the Author does not guarantee the accuracy, relevance, timeliness, or completeness of any information on these external websites. However, the Author will not knowingly recommend unreliable websites or poor-quality products.


All information in this ebook is provided “as is,” with no guarantee of completeness, accuracy, timeliness, or of the results obtained from the use of this information, and without warranty of any kind, express or implied, including, but not limited to, warranties of performance, merchantability, and fitness for a particular purpose.

The Author will not be liable to you or to anyone else for any actions taken from this ebook that result in injuries or damages, even if advised of the possibility of such injuries or damages.

About Joe Libby

Born and raised in San Antonio, Texas, Joe Libby graduated from Central Catholic High School and got his degree in theatre from Incarnate Word College. At IWC, Joe had the privilege of learning his craft from some of the best stage actors in the business; these included Ronald Ibbs (**The Adventures of Robin Hood, The Saint**, the Caedmon recordings), his wife, Maureen Halligan (**Darby O’Gill and the Little People**), and Richard A. Jones (**Under Siege**).

An award-winning entertainer and motivational speaker, Joe has brought laughter and inspiration to numerous schools, churches, associations. He has performed in locations as diverse as family backyards to hotel banquet rooms to the old Soviet Union! His corporate clients include USAA, Century 21, Catholic Life Insurance, the Luling Watermelon Thump, Texas Association of Magicians, the Comanche Pow Wow, and NatureSweet Tomatoes. Joe was also a speaker at the **Total Success Summit** at the Star Casino in Sydney, Australia, where he had the privilege of sharing the stage with **Arnold Schwarzenegger**.



Books by Joe Libby

Easy Magic to Amaze Your Friends!

Click this link to get the details on this ebook and audiobook combo:

<https://joelibbyseminars.com/easymagictricks/>

The Secrets to Planning Your Fun, Memorable, and Stress-Free Birthday Party!

Click this link to get it from Amazon:

<https://www.amazon.com/Secrets-Planning-Memorable-Stress-Free-Birthday/dp/1497560101>

Table of Contents

Introduction	7
Chapter 1	9
The Mysterious Triangle	9
New Math	10
The Mysterious Square	11
Which Is Even? Which Is Odd?	12
Three Match Pick Up	13
Balancing a Match	15
The Cocktail Glass	16
Pick Up a Matchbox without Touching It	17
Chapter 2	18
High Tide	18
High Tide Again	20
Lift a Glass with a Balloon	21
The Firefighting Flea	23
Chapter 3	25
The Resurrected Match	25
Broken and Restored Match	26
Match Mentalism	28
The Sputtering Match	29
Matchbox Monte	30
The Magic Ashtray	31
Magic Matchbox Money	33
The Vanishing Matches	34
The Balancing Matchbook	35
Chapter 4	36
The Jumping Flame	36
Blowing Out a Candle Through a Bottle	38
Breath of the Dragon	39
Balance a Ball on a Candle Wick	41
The Clairvoyant Candle	43
The Candle Prediction	45

Final Thoughts.....	47
Ready to Learn More Magic?.....	48
Where to Meet Other Magicians.....	50

Introduction

Fire and magic. They were meant to go together.

There's something mysterious about fire that makes it magical on its own. Combine that with some exciting prestidigitation, and people are sure to sit up and take notice.

I have been researching and collecting the effects in this book from a variety of public domain sources. The items in this volume are, in my estimation, the cream of the crop. Many of them are forgotten classics that should be performed more frequently.

All the tricks, stunts, bits of business, and icebreakers are reasonably safe. But many of them **DO** involve fire. Please use reasonable care when performing any of these. **Children should NOT attempt these except under the supervision of a trusted adult.** It's always a good idea to, at a minimum, have an ashtray or a shallow dish with some water in it to extinguish a flame.

Whatever you do, don't accidentally set yourself on fire like I did once.

No, really! Once I was practicing the trick where a magician makes a ball of fire appear in his hand. I didn't have it set up correctly, and (No kidding!) I set my hand on fire!

It was my version of the scene in *Young Frankenstein* where the blind man accidentally lights up the Monster's thumb. I looked at my hand all ablaze with great interest for a few seconds. Then the heat from the fire started to kick in, and I very quickly hit my hand on the table repeatedly to extinguish it. Fortunately, I only burned the hair off the back of my hand. **It could have easily been much worse.**

Don't be me, OK?

As far as the wood matches used for these effects, there are two basic sizes, at least here in the United States. Penny matches are about 1¾ inches long and usually come in a box of 32 matches. Kitchen matches are about 2¼ inches long and usually come in a box of 300 matches.

For some effects, one size of match will work better than the other, and I'll specify which one. For other effects, you can experiment and see which is better for you. In some cases, you can use paper matches; these typically are in a matchbook of twenty matches.

Long, thin tapers are the best candles to use for the majority of the candle effects. I have had good luck with Ashland tapers that I purchased at Michael's. For a few effects, you'll be using smaller, colorful birthday candles.

Be safe and have fun. Find a couple of tricks, stunts, or icebreakers that you like, practice them, and then get out there and entertain people.

Are you FIRED UP? Good! Let's STRIKE up the band and bring the HEAT! You and this ebook are a MATCH made in Heaven!

(Did I mention that I like puns and bad jokes? Because I do.)

A Few Words about the Videos

There are links to several video demos and tutorials in this book. I made some short videos when I thought it would be helpful to see the effect in action or if I thought it would be helpful to see the handling. You may find the videos a little on the rough side. They are intended to be basic demos and tutorials, not full-blown performances. I sincerely hope you find them useful.

Chapter 1


Mind Ticklers with Matches

The Mysterious Triangle

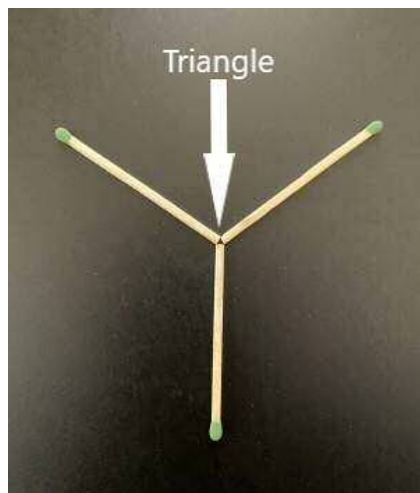
Items needed:

Three wood matches

Place three wood matches as shown in Figure 1. Ask a friend to create an equilateral triangle by moving ONLY the middle match.



Carefully reposition the middle match as shown in Figure 2. The bottoms of the three matches now form an equilateral triangle.




New Math

Items needed:

Eight wood or paper matches

Ask a friend what half of 12 is. The response should be 6. However, you insist that it's 7!

Set up your matches as shown in to make a Roman numeral 12. Remove the bottom four matches and you are left with a Roman numeral 7!



You can also present this by asking what the total is when you take 4 away from 12. Your friend will say 8, but you insist the correct answer is 7. Take away the 4 matches and again, you are left with a Roman numeral 7.

Another variation is to use six matches to make a Roman numeral 9, which looks like this: IX. Ask what half of 9 is. Your friend will say $4\frac{1}{2}$. You prove that the total is 4. Remove the bottom three matches and you are left with a Roman numeral 4.

The Mysterious Square

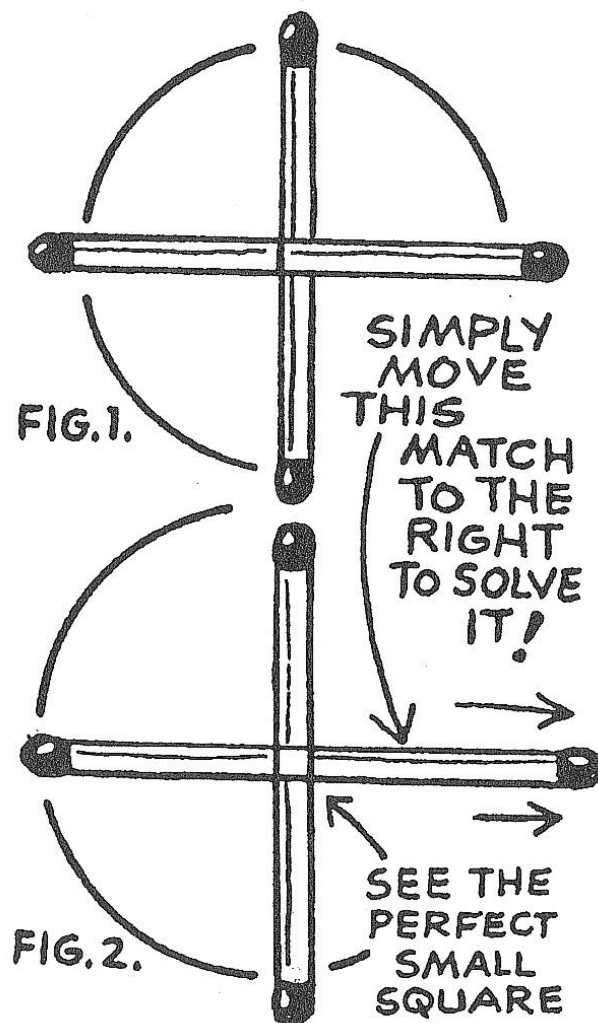
Items needed:

Four wood matches

Place the four matches in the cross design shown below.

Ask a friend to make a square by moving just one match.

The solution is simply to move the match indicated in the illustration out very slightly until the bottoms of the four matches make a square.



Which Is Even? Which Is Odd?

Items needed:

Some wood or paper matches

Ask a friend to hold a few matches in each hand, but to make sure that one hand holds an even number of matches and the other hand holds an odd number of matches.

Enjoying the ebook preview? [Visit this page](#) to get all the details on the complete ebook. At checkout, use the coupon code **candle** to save \$7.00 INSTANTLY!

Ask your friend to multiply the number of matches in the right hand by 2 and the number of matches in the left hand by 3. Add the two sums together. If that total is odd, then the right hand holds the even number of matches. If that total is even, then the left hand holds the even number of matches.

As an example, suppose 4 matches are in the right hand and 3 matches are in the left. $4 \times 2 = 8$. $3 \times 3 = 9$. $8 + 9 = 17$, meaning the right hand has the even number of matches.

Now suppose 3 matches are in the right hand and 6 are in the left hand. $3 \times 2 = 6$. $6 \times 3 = 18$. $6 + 18 = 24$, meaning the even number of matches are in the left hand.

The number of matches in the hand can be multiplied by any even or odd numbers but using 2 and 3 makes it simple to do the math mentally.

Three Match Pick Up


Use a single match to pick up a pyramid made from three matches.

Items needed:


1. Four wood kitchen matches
2. Hot glue

Using the hot glue, glue two of the match heads together to make an A frame.

After the glue dries, take the A frame and lean it against a third match to make a little pyramid shape. (You'll need to practice a little to find just the right placement so the pyramid stands on its own.)



To pick up the three matches, move a fourth match between the A frame and the third match. Use the fourth match to lean the A frame forward slightly. The third match should fall forward between the crook of the A frame and should land on the fourth match. Lift the fourth match, wedging the third match in the crook of the A frame. You can now lift the three matches with the fourth match!



Watch a video demo here:

<https://youtu.be/IUK7PCPTmy0>

END OF PREVIEW

Special Offer for Magicians: Get Ready to . . .

Perform Startling Magic and Icebreakers Quickly and Easily

If you are ready to astonish and amuse your family and friends, maybe get the attention of that someone special, and have loads of fun doing it, you are in the right place!

In my new ebook, *Hot Magic: Easy Magic Tricks and Icebreakers with Candles and Matches*, you'll learn all kinds of offbeat, sometimes kooky, effects you can do with candles and matches. Many of these are neglected classics that are so old, they're new!

This multimedia ebook includes illustrations and links to video demos to help make learning the tricks easy. You'll also learn tips and techniques that can enhance your performances, whether in a show or with a gathering of friends.

Soon you'll be getting laughter and applause with tricks and puzzlers that aren't being done by every other magician in town!

I'll Sweeten the Deal!

Use the coupon code **candle** at checkout to get a special price for this remarkable ebook and all the bonuses. You'll pay only \$20 instead of \$27. Life is good!

[Visit this link for full details on getting applause and gasps of amazement.](#) You'll be making a great decision!



P.S. Don't forget: use the coupon code **candle** at checkout to instantly save \$7.00 on *Hot Magic*.